



The Montessori Learning Center

Welcome to New Students and Welcome Back to Old Students

We are certainly excited to have once again began a new year. It is so great to see our returning students as this is when it becomes so apparent the growth that has taken place over the preceding year. We see the difference in beginning students and see the focus and concentration apparent now in our previous students. And it is so exciting to meet all the new students and see the "sweethearts" that are coming into our school, lives and hearts. Now that leads us to the next topic at hand....

Adjustment for New Students

For the "new" little ones to our school you may notice some signs of **normal adjustment**. A child experiences the normal "separation anxiety" when leaving a parent or previous school environment. It is a normal and welcome sign. It shows that your child is properly bonded to you!

Evidence of separation anxiety:

- 1.) Say school is boring.
- 2.) Say they have no friends.
- 3.) Be extra crabby when they get home.
- 4.) Wet their clothes at home or school.
- 5.) Cry when they come to school.
- 6.) Say that the work is too hard.
- 7.) Say they "do nothing" at school.
- 8.) Say the other children are mean to them.

What to do:

- 1.) Hold them on your lap and say the "universal" word of "Oh-h-h." Nothing more! Don't ask questions, just hold and pat and listen.
- 2.) Say, "New things are scary, huh?" or, "I have felt the same way before." or, "You feel _____".
- 3.) If they cry when you are dropping the

off, plan to gently hand then promptly over to a teacher and with a cheery smile say, "I'll be back to get you." **And leave. Don't hang around.** It will only make matters worse for your child. If you need to call, then please, by all means, do.

Remember: Normal adjustment time is about 6 weeks, give or take a week. **THIS WILL PASS.** Your child is learning how to manage a reasonable amount of fear and anxiety and you are doing a great job if you can support your child in this learning experience. So, pat yourself on the back. Talk to us here if you are having a difficult time with this. We know it can be hard at times. This job of parenting did not come with complete instructions! It will get better and before you know it.

Inside this issue:

Welcome to Old and New Students	1
Memories – Build Them	2
Practical Life – what is it?	2
Getting the Most Out of Montessori	2
Math for the Preschooler –Red & Blue Rods	3
Math for K-Elementary – The Bead Cabinet	3
Math at Home – how you can help!	3



Changes take place in unseen places within the heart.

Memories – Build Them Now

Just go for a short walk with me for a few minutes. It may surprise you.

Time has passed, actually, 15 years. Your precious child is now probably taller than you and smarter than you as well! You thought it would never happen and it did. He or she grew up and even though “they” tried to tell you it would go all so fast, you didn’t believe them. You couldn’t. Why, it seemed that some days just seemed to drag by and you were so

weary and just wished for a few moments. Now you have them. And you are looking back. What are the moments that you relish remembering? What would your child say were those special moments they relish recalling? What are those things that you regret not having done or said?

Well, it’s not too late. Look into those precious eyes of that child that is still a child and know you can create future memories — today. There’s no better

time than now to build those times to remember and cherish. It’s those times when you are struggling that you can recall good moments and the love you have shared that will bring renewed courage, determination and resolve in the rough times.

The gift you give your child will never be the things that you buy with money. It will be those moments you laughed together, cried together, talked together or just walked together!



Practical Life – an area of learning in the Preschool

The exercises in practical life are the very heart of the Montessori approach with young children. As they wash tables, pour liquids, polish silver, sweep and dust, they are developing an inner sense of order, concentration and independence. The area we call Practical Life are the processes of caring for the environment, meeting our own needs and

helping others through which Montessori children begin to learn how to learn.

The real object of Montessori education is not to teach children basic skills and knowledge; it is to create the foundation on which the child will construct the men and women they will become. Our goal is to lead children to self-discovery,

self-mastery, and to nurture their curiosity, creativity, and imagination. Ultimately this helps them master the very process of learning, which is based on patience, observation, and the willingness to accept our own intelligence. **This is an education of the heart and mind, as much as of the intellect.**

How to Get the Most From Your Child's Experience

Well, it’s true that we all work best when we feel the most appreciated. And the staff at Montessori do put out much emotional and physical effort to make your child’s day at Montessori the best. *So, tell them — any and all that you see “Thank you”.* It helps to feel appreciated and have your efforts noticed. Get to know these wonderful gals! And in doing so, know that their primary attention is to the classroom, so be quick but do ask them about themselves. **Smile!** It sure makes a difference to them as well. (And tell me how they are doing in this department — I have

told them the same!) They do work so much harder for those who are appreciative! **Thank Them!** It is magic — so try it and see!

If you find you do have a complaint, then please, talk to our Assistant Directress, Angela Payne. We’ll take care of your concerns quickly.




Laugh and the
whole world
laughs with you.

Weep and you
weep alone.

The sun shines
on those who
see it!

Magnificent Montessori Materials!!


Spotlight on Mathematics: The Red and Blue Rods Preschool [3-6 year old]



Has your child spoken to you about the red and blue rods? The red and blue rods are a series of graduated sticks ranging in size from ten centimeters to one meter. They are the first material used for counting. The child carefully carries each of the ten rods to their rug, one at a time. Initially the child lays the rods from shortest to longest. According to Dr. Montessori in The Discovery of the Child laying out the red and blue rods and observing the pattern is a most interesting exercise to the young child. When the child places the shortest rod next to the nine rod or the two rod next to the eight rod, the child sees combinations that equal the ten rod. How exciting for such a young child to begin arithmetical operations. This is a material that many of the children learn early in their Montessori careers.

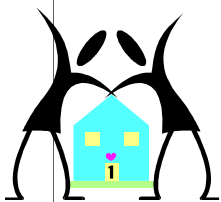
Mathematics: The Squaring and Cubing Bead Cabinet

The squaring and cubing bead cabinet allows a child to concretely experience what it means to square or cube. Through handling, say, the 6 squaring chain, they count by sixes up to 36, so they can see, feel, and hear and count by sixes, thereby utilizing the 4 learning pathways of the brain! They then not only are learning squaring and cubing, but their multiplication tables! This helps them immensely in retention of multiple streams of math! If you haven't seen this work, please do ask for a visual!



Teachers — a gift to
our children's future.
No greater gift!

Math — at Home!



Preschool: To help your child with math at home, encourage mathematical problem solving. If your child is setting the table for dinner, have them figure out how many forks, spoons, knives, plates, and glasses are needed. Ask your child to help figure how to divide food [If we have four family members and we all want an equal share how much does each person receive?]. Your child may need help with this, but will catch on with practice.

Elementary: Problem solving is also a great skill to work on with your elementary aged child. At the elementary level children become much more abstract in their thinking and are able to solve problems more readily. Invite your child to solve problems that occur naturally. If you shop on a budget, you could have your child help with grocery shopping. Tell your child how much you have to spend on groceries, let have your child round each item put into the cart so as to keep to your budget. Then if you go over the amount allowed, problem solving can occur as to what to keep and what to put back and why.

HAVE FUN!!

310 S. 400 W.
Lindon, Utah 84042

Phone: 801-796-7672
FAX 801-796-9974
Email: alidances@utahisp.com



VISIT OUR WEB SITE:
WWW.MONTESSORIUTAH.COM



Listen From Your Heart

Listening from your heart is completely different from listening with your ears. Few people know how to do this, and very few parents listen to their children in this way. Listening from the heart means being genuinely interested, open, and caring. It means not jumping in with advice, or your point of view instead it is listening to what is really being said.

Here are a few of the “things” that work:

1. STOP what you are doing and LOOK directly into the face of the person you are “listening” to.
2. Lean forward.
3. Nod your head.
4. Say something short, like “Oh.” “Hmm.” “Really”
5. Ask short simple questions, like, “How did that feel?”

“Then what did you do?” “What are you going to do?”

We must work together....K-6th – Reading

*** If you don't understand this — ASK your child's teacher!**



Rome wasn't built in a day. How long DID it take? How long will THIS take?

READING — Once your child is in the K-6th programs they begin their “Spelling Notebooks” [if you are wondering what this is — ASK] there is one VERY important thing to know!

- ◆ Have your child read their “new” words that they received that day UNTIL they can READ them without having

to sound them out!

- ◆ Have them read previous words from their Spelling Notebooks.

This is a KEY! They are learning to spell these words phonetically and to read them.

They begin with the easiest AND most commonly read words in the English language and progress forward.

The children who add 6 words per day will have almost 1,000 words by the end of the first year and will begin reading somewhere in that time at about a 2nd – 3rd grade level — IF YOU HAVE THEM READ AND RE-READ THESE WORDS EACH NIGHT!

It happens easily and naturally if you do this one thing!